

Holzbauschrauben



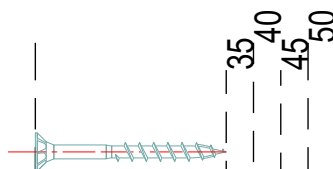
PROFIX PRO-CUT

200.200.xxxxx

T-Drive T15



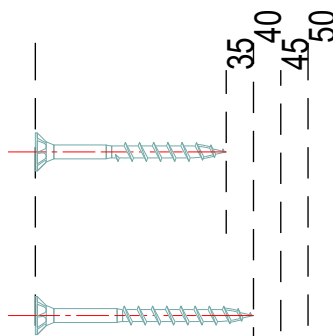
PRO-CUT 3.5x35



T-Drive T15



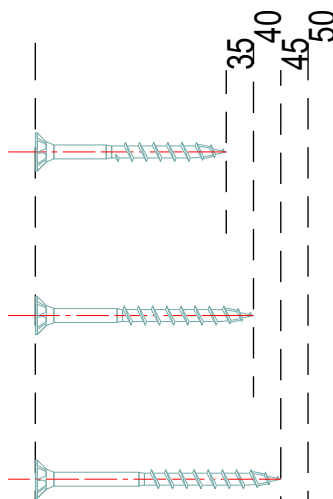
PRO-CUT 3.5x40



T-Drive T15



PRO-CUT 3.5x45



T-Drive T15



PRO-CUT 3.5x50

